

Viewline GPS Speed Gauge

Description

Gauge to indicate Speed over ground, Course over ground, Time, Trip distance and time and provides data in NMEA 2000



A2C59501782



A2C59501781

Features

- _ Embedded GPS antenna
- _ Robust and flexible design for versatile applications
- _ CAN capability (NMEA 2000)
- _ Pointer for analog speed indication (SOG)
- _ Digital course indication (COG)
- _ Time
- _ One Integrated tell-tale for programmable speed alarm
- _ Three integrated tell-tales for speed scale indication (kn, mph, kmh)
- _ Fixed segment LC display
- _ Flush mount possibility
- _ Protection to IP 67 (front)

Available Gauges:

Gauge PN	Dial Color	Diameter (mm)	Measurement range	Double lens	Comments
A2C59501781	black	110mm	70	yes	Aftermarket packaging with harness
A2C59501782	black	110mm	35	yes	Aftermarket packaging with harness

Technical Data	
Housing	Material: Plastic Polycarbonate (PC), black color Lens: PMMA glass (double lens) Bezel: PC (black, white); ABS (chrome)
Dimensions	Installation Diameter: 110mm Outer Diameter: 126mm (top mount, with bezel) Installation Depth: 50mm (w/o connector)
LC Display	Viewing Area: 37 x 11mm LCD indication usable for several functions: course over ground (COG); UTC time; trip distance; trip time.
GPS-time to first fix	Cold start: 45 seconds, Warm start: 5 seconds
Illumination Colour	Amber LED (606nm)
Pointer Illumination	Red LED (633nm)
Pointer Deflection Angle	240°
Warning Lights	1 tell-tale for programmable speed alarm (LED red and ISO symbol), 3 tell-tales for speed scale indication (kn, mph or kmh, green LED (560nm))
In-/Outputs	See "In-/Output Table" below
Supply Voltage	12 VDC
Operating Voltage	8 to 16 VDC
Quiescent Current	< 500 µA
Current Consumption	< 150 mA
Operating Temperature	-20°C to +85°C; plated bezel (chrome) -20°C to +70°C
Storage Temperature	-40°C to +85°C; plated bezel (chrome) -40°C to +70°C
Nominal Position	NL 0 to NL 85; According to DIN 16257
Electrical Connection	1x 8 pin: Hirschmann or Tyco (MQS connector system)
Mounting/Fixing	Diameter: 110mm (housing diameter) Top mount: Clamp ring or Studs and bracket Flush mount: Fixing Bracket (A2C53244511)
Protection Class	Front: IP 67 Back: IP x2 According to IEC 60529:2001; in nominal position
Flammability	UL-94
EMC	DIN-EN 61000-6-2:2006 IEC 60945:2002 DIN-EN 61000-6-3:2011
Reverse Polarity Protection	Yes, 1 minute
Short Circuit Protection	Yes, 1 minute
Approval	CE

		Input / Output function	Digital Input 1.5	Wire colour
8 pin connector				
1	Power (Term. 30)	12 VDC		red
2	Ground (Term. 31)	GND		black
3	Input 1.3	Mode Button / Active Low		green/red
4	Ignition (Term. 15)	12 VDC key		yellow/red
5	Input 1.5	Configuration		blue/white
6	Input 1.6 (Term. 58)	Illumination		white/red
7	CAN high	NMEA 2000		M12 5-pin
8	CAN low	NMEA 2000		M12 5-pin
Configuration Table				
1	mph		x	—
2	kn		0	blue/white - black
3	kmh		1	blue/white - yellow/red

x = open
 0 = connect to ground
 1 = connect to ignition

NMEA 2000 compatible:

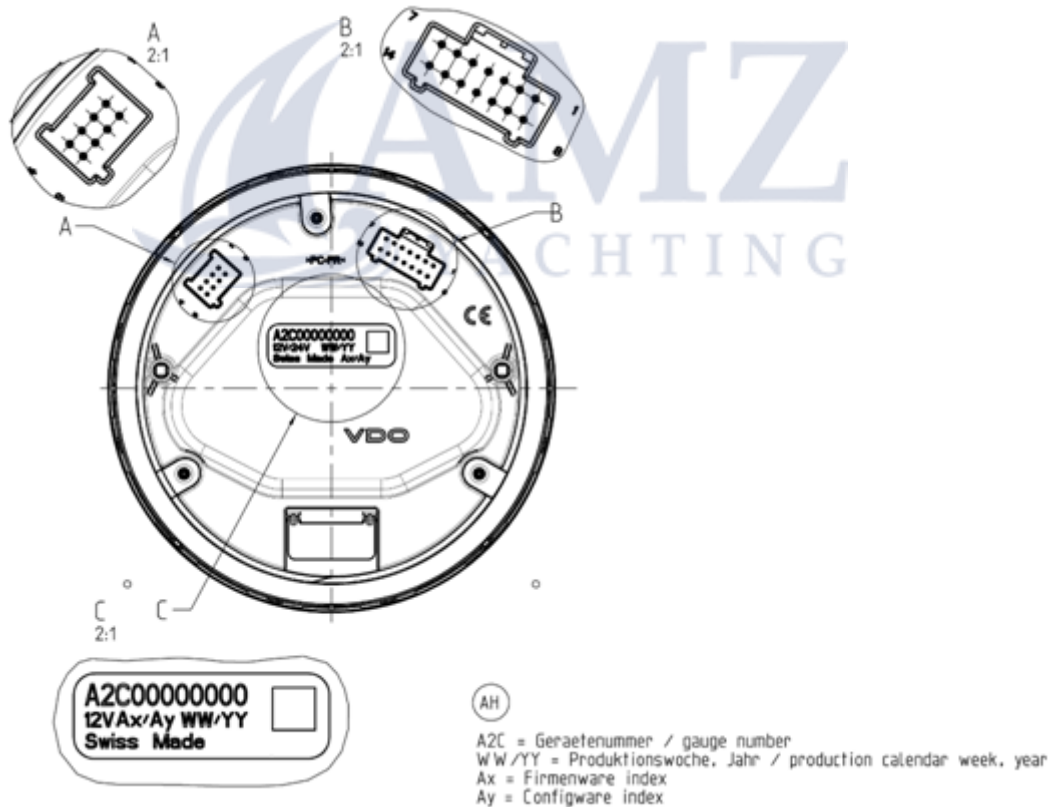
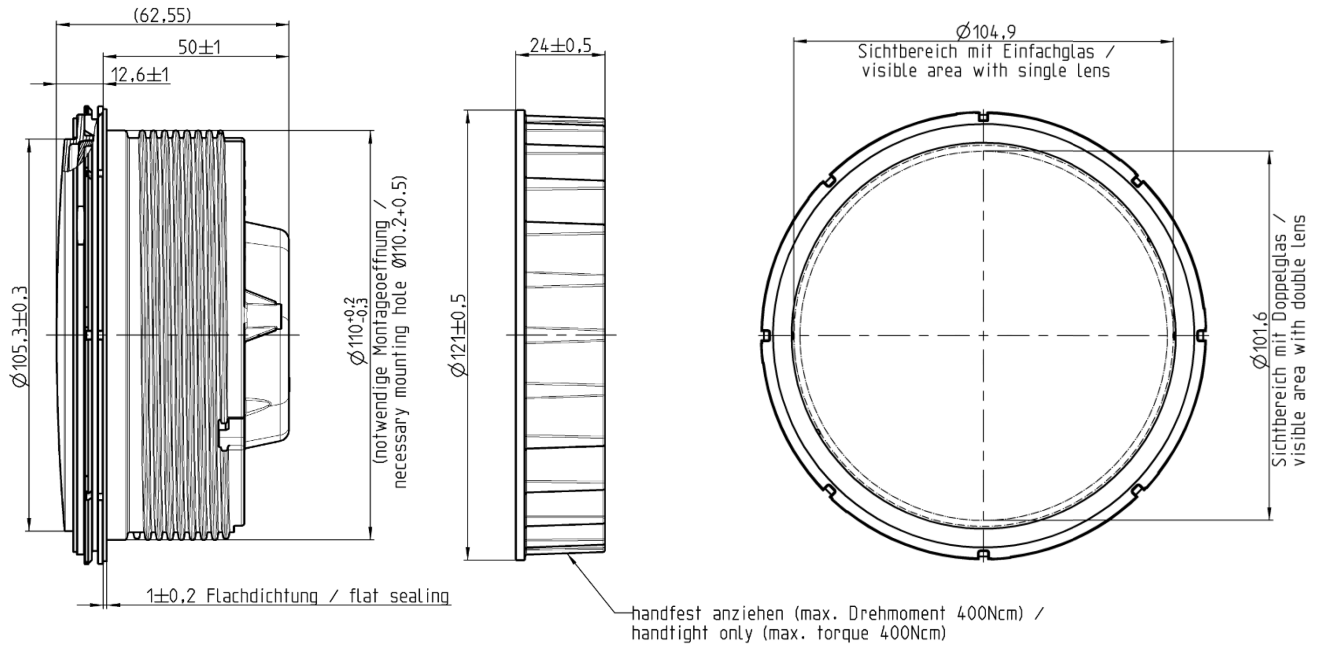
The instrument will provide the following information:

1	PGN 129025	Position, rapid update
2	PGN 129026	COG & SOG, rapid update
3	PGN 129033	Time & Date (time only)
4	PGN 060928	ISO Address Claim

LCD Information:

GPS signal quality
 Course over ground (COG)
 UTC time (optional with external push button)
 Trip distance (optional with external push button)
 Trip time (optional with external push button)

Mechanical Design



Bezels 110mm


	Black	White	Chrome
Triangle	A2C53210763 ¹	A2C53192964	A2C53210765
Flat	A2C53210745	A2C53210746 ²	A2C53210747
Round	A2C53210749	A2C53210760	A2C53210761 ³



1



2



3

Accessories

Part Number	Description
A2C95822600	Connector cable
A2C59510847	Bush housing, 8-pin
A2C53324664	Protective connector cap, 8-pin
Tyco No. 539635-1	Hand pliers
Tyco No. 539682-2	Tool for hand pliers
Tyco No. 1355718-1	Single contacts 0.14 – 0.22 mm ² tin plated
Tyco No. 963729-1	Single contacts 0.5 – 0.75 mm ² tin plated
Tyco No. 1355717-1	Strip 0.14 – 0.22 mm ² tin plated
Tyco No. 928999-1	Strip 0.25 – 0.50 mm ² tin plated
Tyco No. 963715-1	Strip 0.50 – 0.75 mm ² tin plated
A2C59510854	VL Mounting Kit (studs and brackets) 110mm
A2C59510864	VL Mounting bracket flush mount
A2C53215642	VL Sealing Ring 110mm flush mount
A2C59512684	Push button